

## Features

- Single handle controls both on/off activation and temperature settings.
- 5-7/8" (149 mm) spout reach.
- 1.2 gpm (4.5 lpm) maximum flow rate at 60 psi (4.14 bar).
- KOHLER ceramic disc valves exceed industry longevity standards for a lifetime of durable performance.
- Metal pop-up drain with lift rod and tailpiece.
- Coordinates with other products in the Avid collection.

## Material

- Premium metal construction for durability and reliability.
- KOHLER finishes resist corrosion and tarnishing.

## Installation

- Single hole.
- Pre-attached flexible supply lines simplify installation.

## Recommended Products/Accessories

- K-23726 Drain treatment
- K-23723 Faucet cleaner



**ADA** **CSA B651** **OBC**

## Codes/Standards




ASME A112.18.1/CSA B125.1  
NSF/ANSI 61  
NSF/ANSI 372  
All applicable US Federal and State material regulations  
DOE - Energy Policy Act 1992  
EPA WaterSense®  
California Energy Commission (CEC)  
ADA  
ICC/ANSI A117.1  
CSA B651  
OBC

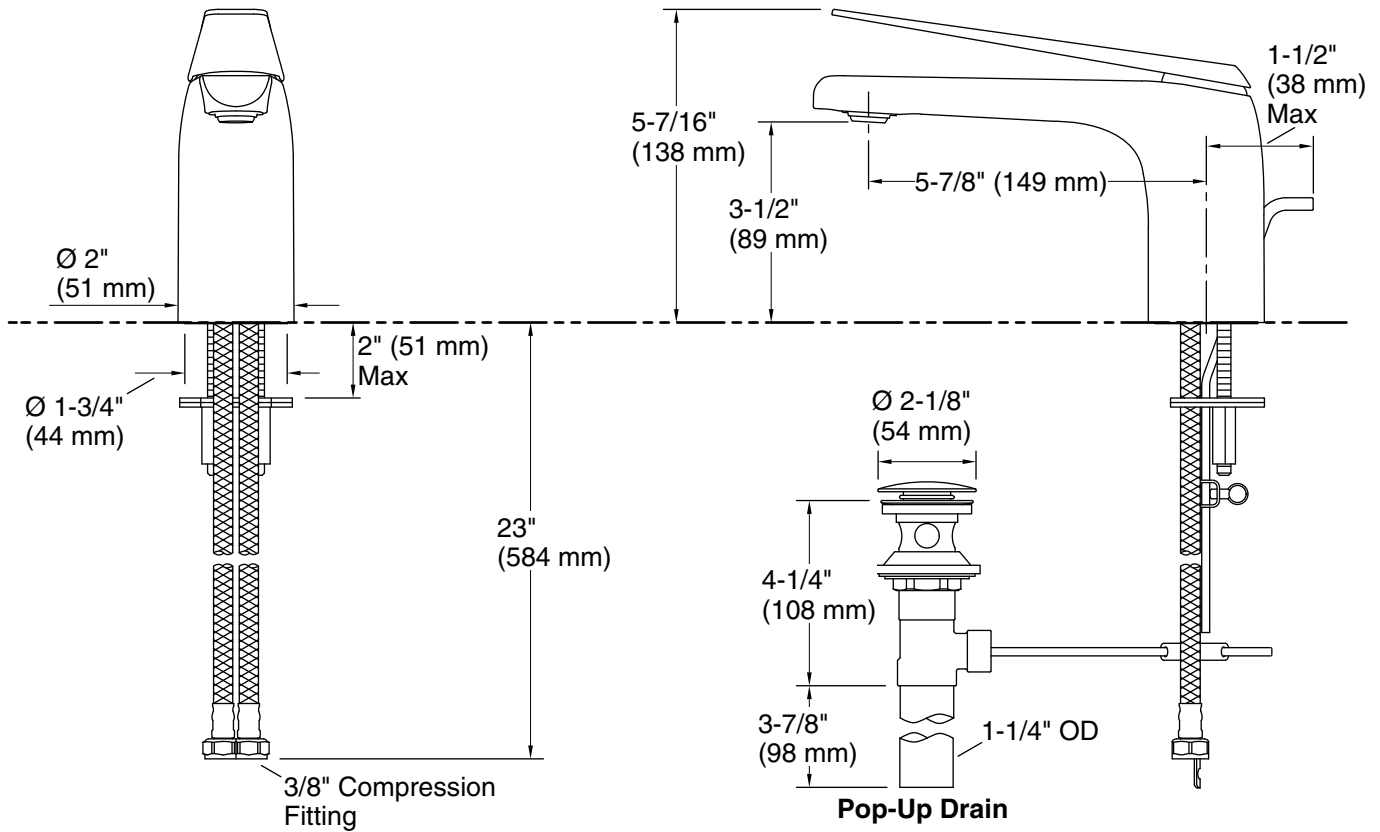
## KOHLER® Faucet Lifetime Limited Warranty

See website for detailed warranty information.

## Available Colors/Finishes

*Color tiles intended for reference only.*

Color	Code	Description
	CP	Polished Chrome
	BN	Vibrant® Brushed Nickel
	BL	Matte Black



## Technical Information

All product dimensions are nominal.

### Faucet:

Flow rate: 1.2 gal/min (4.5 l/min)  
Pressure: 60 psi (4.1 bar)  
Valve body: Cast brass  
Drain included: Yes  
Drain with overflow: Yes

### Spout:

Spout reach:  $5\text{-}13/16''$  (148 mm)

## Notes

Install this product according to the installation instructions.

ADA compliant for handles only.

ADA, OBC, CSA B651 compliant when installed to the specific requirements of these regulations.