

Features

- Two lever handles offer separate control of hot and cold water.
- 5-15/16" (151 mm) spout reach.
- 0.5 gpm (1.9 lpm) maximum flow rate at 60 psi (4.14 bar).
- KOHLER ceramic disc valves exceed industry longevity standards for a lifetime of durable performance.
- Clicker drain with tailpiece and overflow.
- Coordinates with other products in the Tone collection.

Material

- Premium material construction for durability and reliability.
- KOHLER finishes resist corrosion and tarnishing.

Installation


- For 8" - 16" (203 - 406 mm) centers.
- Deck-mount.
- Handles are preassembled on valves to simplify installation.

Water Conservation & Rebates

- This product can help a building earn Water Efficiency points in LEED® Green Building Rating System.

Recommended Products/Accessories

- K-23726 Drain treatment
- K-23723 Faucet cleaner



ADA CSA B651 OBC

Codes/Standards







ASME A112.18.1/CSA B125.1
NSF/ANSI 61
NSF/ANSI 372
All applicable US Federal and State material regulations
DOE - Energy Policy Act 1992
California Energy Commission (CEC)
ADA
ICC/ANSI A117.1
CSA B651
OBC

KOHLER® Faucet Lifetime Limited Warranty

See website for detailed warranty information.

Available Colors/Finishes

Color tiles intended for reference only.

| Color | Code | Description |
|---|------|----------------------------------|
|  | CP | Polished Chrome |
|  | BN | Vibrant® Brushed Nickel |
|  | BL | Matte Black |
|  | 2MB | Vibrant® Brushed Moderne Brass |
|  | CBL | Matte Black with Polished Chrome |
|  | BMB | Matte Black with Moderne Brass |

