

VENTILATOR INSERT—22-1/8" Depth	MODEL
◆ Height 10", Depth 22-1/8"	8" Duct C2036B-8-SS C2042B-8-SS C2048B-8-SS C2054B-8-SS C2060B-8-SS
	10" Duct C2036B-K-SS C2042B-K-SS C2048B-K-SS C2054B-K-SS C2060B-K-SS
VENTILATOR INSERT—18-1/8" Depth	MODEL
◆ Height 10", Depth 18-1/8"	8" Duct C2036B-8-18-SS C2042B-8-18-SS C2048B-8-18-SS C2054B-8-18-SS C2060B-8-18-SS
	10" Duct C2036B-K-18-SS C2042B-K-18-SS C2048B-K-18-SS C2054B-K-18-SS C2060B-8-18-SS



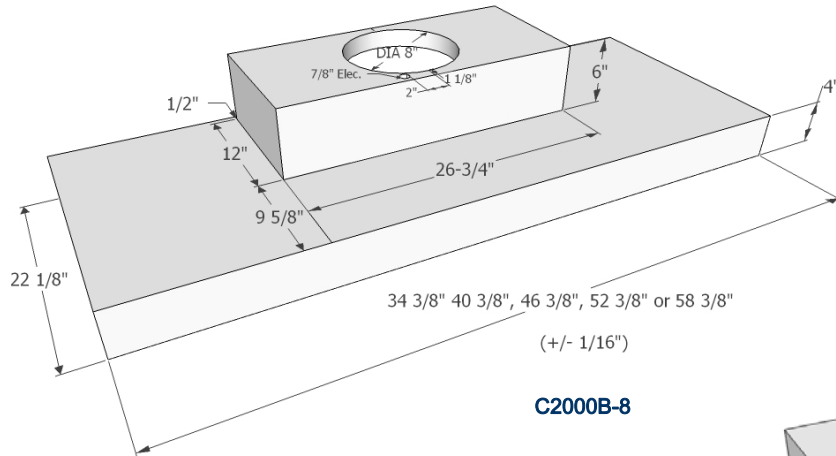
FEATURES:

- ◆ 304 Marine Grade Stainless Steel.
- ◆ Variable Controls.
- ◆ Filters: Stainless Steel Baffle
- ◆ Front Panel Lighting: LED bulb Included.
- ◆ Electrical: 115 AC, 60 Hz, 9 Amps. For proper installation, unit must be hard wired. Suggested use with 15 Amp Circuit.

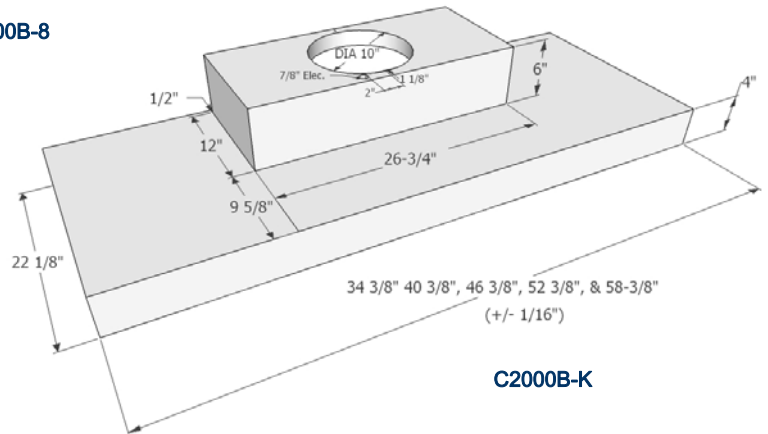
OPTIONS:

- ◆ Custom Sizes Available.

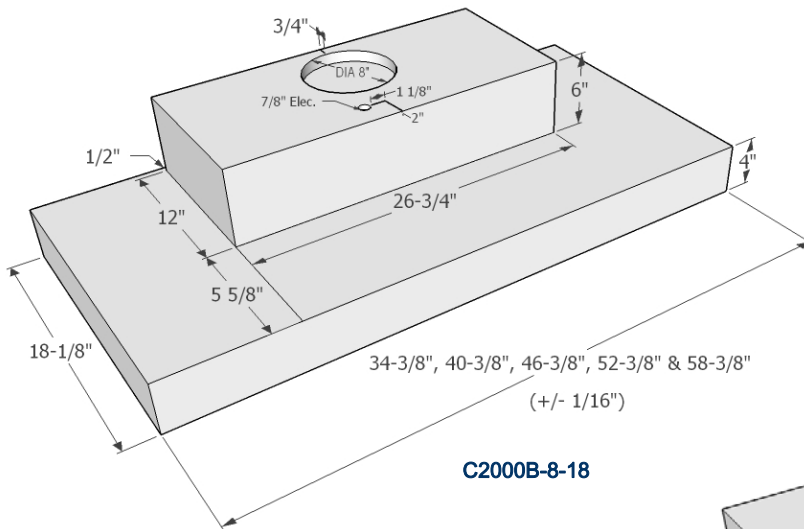
Ventilator Specifications



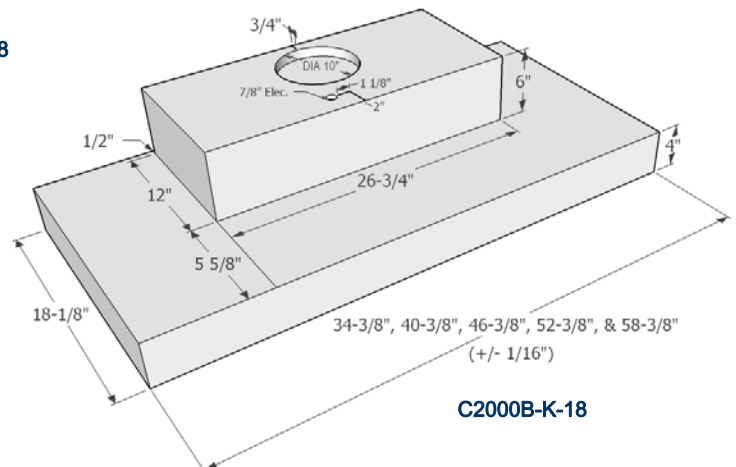
C2000B-8



C2000B-K



C2000B-8-18



C2000B-K-18

**NOTE: On 54" & 60" units,
top box width is 34-3/4"**